



INTEGRATED PEPTIDE PLATFORM

Profitable. AI-Powered.
In a \$140B Market That's Accelerating.

INVESTOR PRESENTATION | Q2 - 2026

PROFITABLE GROWTH, NATIONWIDE DISTRIBUTION

Our Business By The Numbers

\$15.8M

Revenue (2025)

43%+

Gross Margins

90K+

Registered Users

50

States Operational

Year-by-Year Momentum: Net income positive. 5+ pharmacy partners. 100+ SOPs. Capital influx unlocks massive scale.

2023: Growth

~\$11M

Product-market fit established

47.6% | **\$1.2M**

Margin | Net Income

2024: Scale

~\$19.9M

Captured market share

45.9% | **\$1.3M**

Margin | Net Income

2025: Efficiency

\$15.8M

Margin optimization pivot

43% | **\$1.6M**

Margin | Net Income

2026: Guiding

\$20.9M

Revenue

43% | **\$2M**

Margin | Net Income

2027: Forward

\$30.9M

Revenue

48% | **\$4.6M**

Margin | Net Income

Peptides unlock wellness by closely mimicking the body's natural chemical signals and processes

WEIGHT LOSS

FAT LOSS

JOINT REGENERATION

ENERGY BOOST

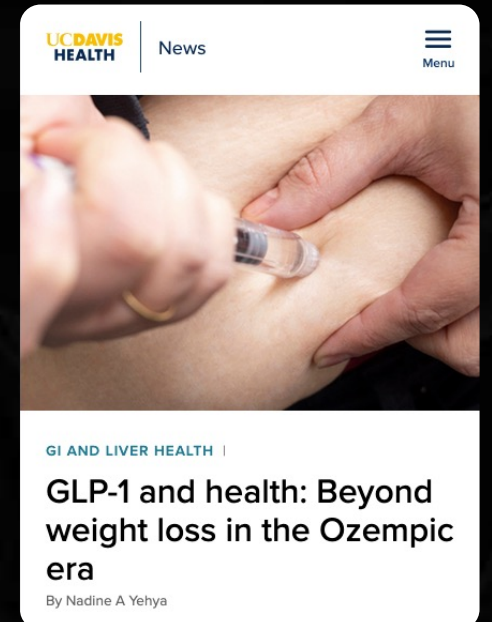
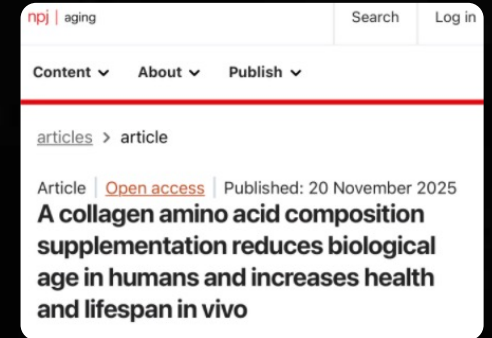
MUSCLE GROWTH

FASTER RECOVERY

DEEPER SLEEP

ANTI-AGING

SKIN REJUVENATION



We Generate \$1M+ Revenue Per Employee. Most Competitors Don't Come Close.

The Efficiency Gap Is the Moat

While competitors like Medvi operate with hundreds of employees, Primus was architected differently from the ground up. Our AI systems handle intake, clinical summarization, protocol generation, and follow-up – compressing the provider workload by 50% while improving clinical accuracy and patient outcomes.

This isn't operational efficiency. It's a structural advantage baked into the platform – one that generates \$8 in revenue for every \$1 spent, and compounds as the platform scales.

Metric	Primus Today	Industry Benchmark
Revenue per Employee:	\$1M+	~\$200-400K
Providers per 100 Patients	0.5x industry avg	1x
LTV Growth Since AI Deployment ¹	+\$500/patient	-
CAC-to-Revenue Ratio	8:1	Industry avg ~2-3:1

1 - LTV per patient increased from \$1,200 to \$1,700 since AI deployment.

THE PEPTIDE ERA

The World Is Entering the Peptide Era

Micro Case Study: Eli Lilly

\$36.5B

Tirzepatide revenue in 2025

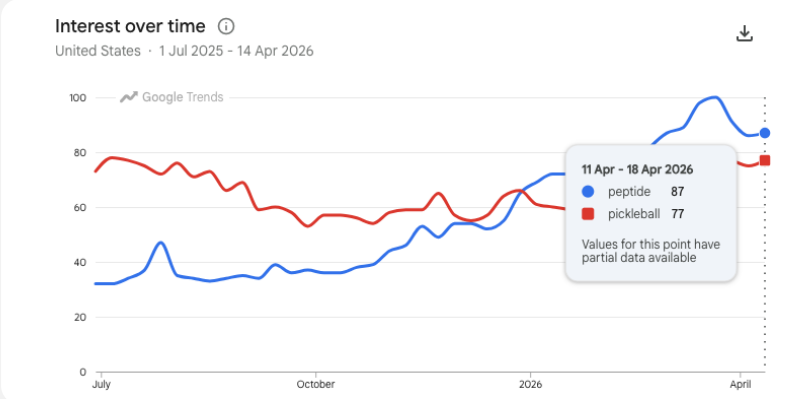
\$1T

Eli Lilly market cap built on peptide-driven growth

97%+

of eligible patients are still not using GLP-1 therapy (42% of all Americans are the TAM)

By Comparison



Peptides are now searched more than pickleball on Google Trends

Tirzepatide generated more revenue than Starbucks' entire North American business

\$27.5B

2025 Starbucks NA Revenue

75%

74% of total Tirzepatide revenue

Sources: Grand View Research (2026), Evernorth Research Institute (2025), Nova One Advisor (2026), Vitamin Shoppe Trend Report (2025)

What the Market Doesn't Know Yet

GLP-1 Was the Opening Act. Retatrutide (GLP-3) May Be the Main Event.



What It Is

Retatrutide is a triple hormone receptor agonist (GIP + GLP-1 + glucagon) in Phase 3 trials by Eli Lilly. Early data shows superior weight loss outcomes vs. Tirzepatide, with emerging evidence for metabolic, cardiovascular, and human optimization applications well beyond fat loss.



Why It Matters

Phase 3 clinical data is generating significant institutional attention. The human optimization story – muscle preservation, metabolic health, cognitive function, longevity – expands the TAM dramatically beyond the 42% GLP-1-eligible population. This is the transition from weight drug to longevity drug.



Why Primus Is Ready

Our platform is molecule-agnostic. When Retatrutide clears regulatory hurdles, Primus has the physician network, compounding pharmacy relationships, compliant prescribing infrastructure, and 90K+ patient dataset to commercialize it faster than any new entrant could build from scratch.

Regulatory Momentum

- > RFK Jr. + Trump administration signaling major deregulation in compounded peptides & personalized medicine
- > GLP-1 / Retatrutide / emerging peptide therapies now in Phase 3 with transformative data beyond weight loss
- > Clear path for BPC-157 reactivation and next-gen molecules
- > Primus was built compliant from day one – we don't need to adapt, we're already there

The New York Times

Heeding Kennedy's Wishes, F.D.A. Is Expected to Lift Restriction on Peptides

The peptides, which are increasingly marketed as providing longevity and health benefits, were removed in 2023 from the agency's list of products that compounding pharmacies can sell.

Secretary Kenne...
@SecKennedy

Today, we took long-overdue action to restore science, accountability, and the rule of law.

In September 2023, the Biden FDA pushed a number of peptides into Category 2 — “Bulk Drug Substances that Raise Significant Safety Risks” — driving a dangerous black market that puts Americans at risk.

Now, after nominators withdrew 12 peptides, the FDA will remove them from Category 2 and will bring them to PCAC at its next two meetings, beginning in July—where independent experts will rigorously evaluate each substance on its scientific merits using full clinical, pharmacological, and safety evidence.

pharmacy TIMES

News | Articles | December 15, 2025

Once-Weekly Retatrutide Reduces Weight and Knee Pain in Patients With Obesity and Osteoarthritis



HCP Live

News | Articles | November 13, 2023

Retatrutide Clears Fatty Liver Disease in >85% of Patients with Obesity

EurekaAlert! | AAAS

NEWS RELEASES | MULTIMEDIA | MEETINGS | LOGIN | REGISTER

NEWS RELEASE 23-APR-2026

GLP-1-based drug tirzepatide reduces heart risk in high-risk patients

Studies link treatment to fewer deaths and cardiovascular events after widely used cardiac procedures

Meeting Announcement
SOCIETY FOR CARDIOVASCULAR ANGIOGRAPHY AND INTERVENTIONS

OUR SOLUTION


AI-Powered. End-to-End. Built to Scale.



AI Technology

The intelligence behind the platform

Already built and operational, now expanding across the entire company

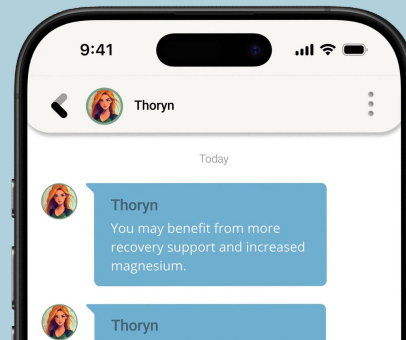


Telehealth

Distribution Platform

AI-powered intake, physician connection, and national-scale delivery

- **42%** of Americans in the GLP-1 market



Consumer Wellness

D2C Products

Supplements, wellness packs, and holistic health for the mass market

- **\$150B+** U.S. consumer wellness market



THERAPEUTIC VERTICAL EXPANSION



GLP-1 Opened the Door. The Platform Serves What Comes Next."

One Compliant Infrastructure.
Multiple High-Value Verticals.

Primus doesn't sell one drug. We built the commercialization rails for the entire personalized biologics category. The same compliant prescribing workflows, physician network, and 50-state fulfillment infrastructure that powers our GLP-1 business works identically for every vertical we enter. Consumer demand is already there – self-pay normalized years before GLP-1 went mainstream.

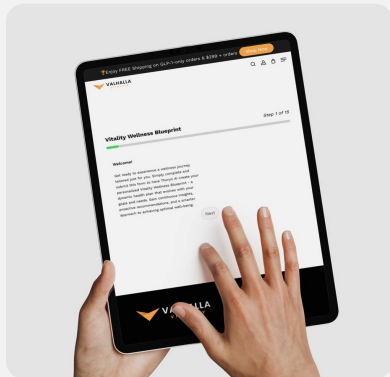
We commercialize what the market is already spending on.

Vertical	Status	Key Molecules
GLP-1 / Weight Loss	✓ Live	Semaglutide, Tirzepatide
Hormone Optimization (TRT)	✓ Live	Testosterone, DHEA
Women's Hormone Support	✓ Live	Estrogen, Progesterone, BHRT
Recovery & Regenerative	✓ Live	BPC-157, TB-500
Sexual Wellness	↗ Scaling	PT-141
Longevity & Anti-Aging	↗ Scaling	NAD+, Epithalon
GLP-3 / Next-Gen	🔍 Pipeline	Retatrutide
Novel Delivery Formats	🔍 Pipeline	Peptide strips, custom stacks, white-label tins

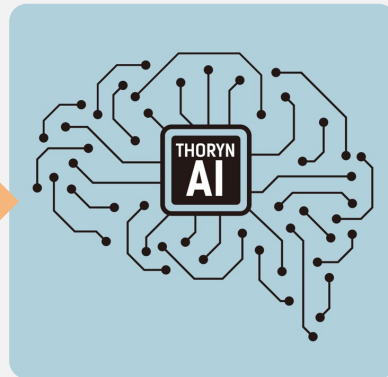
The Primus Wellness Blueprint

The Primus Wellness Blueprint is our proprietary Thoryn AI system that instantly creates a personalized health roadmap for every patient – and evolves in real time.

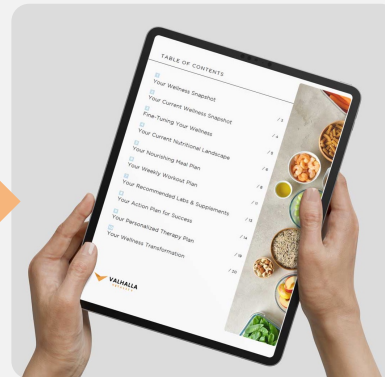
How it works



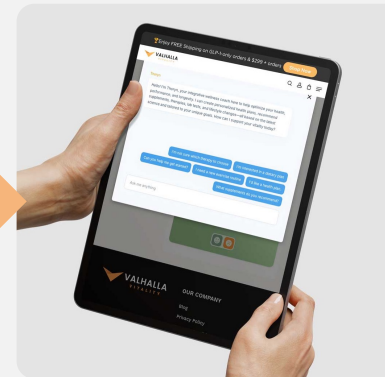
Patient completes a quick Wellness Assessment



Thoryn AI instantly creates a tailored Blueprint with personalized peptide, supplement, nutrition, and lifestyle recommendations



AI prepares a complete, physician-ready summary for rapid clinical review and prescription



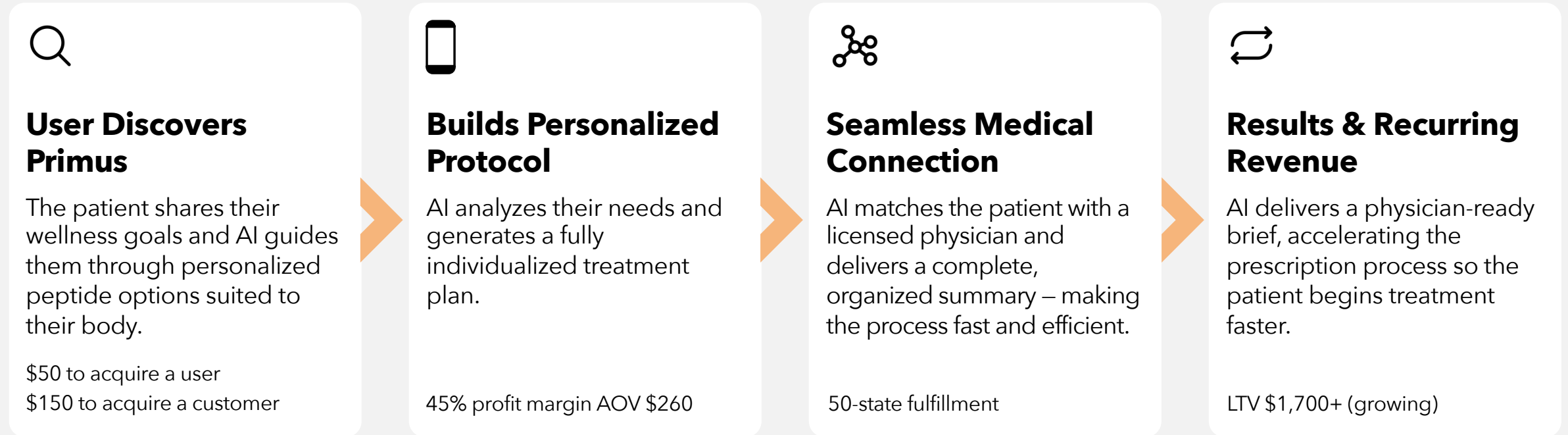
Ongoing tracking, direct chat with Thoryn AI, and continuous optimization drive long-term adherence and results

Platform Advantages

- > Dramatically faster onboarding and time-to-treatment
- > Higher conversion rates and patient retention
- > Reduced physician workload while improving clinical accuracy
- > Creates a compounding proprietary data moat

Intake to Income

Primus is an AI-driven platform that connects patients to personalized peptide therapies while developing proprietary molecules and wellness solutions.



Primus is positioned to take the market quickly.

- Proprietary AI
- 20+ years exp
- R&D Leadership
- 90K Dataset
- Physician network
- In-house lab
- Vertical Integration
- Regulatory Edge



Oramed (NASDAQ: ORMP)
Market Cap: ~USD \$161.0 M

Hydreight (TSXV: NURS)
Market Cap: ~USD \$136M

Vector (TSXV: PAIN)
Market Cap: ~USD \$86-93M

Palatin (NYSE American: PTN)
Market Cap: ~USD \$35.9 M

Lisata (NASDAQ: LSTA)
Market Cap: ~USD 28.5 M

Precision Peptide (CSE: BPC)
Market Cap: ~USD \$15M

	Revenue Generating	Profitable	Vertically Integrated	Proprietary AI Platform	National Scale (50 States)	Publicly Traded
Primus Scientific	✓	✓	✓	✓	✓	✓
Oramed (NASDAQ: ORMP)	✓	✓	✗	✗	✗	✓
Hydreight (TSXV: NURS)	✓	✓	✓	✗	NA	✓
Vector (TSXV: PAIN)	✗	✗	✗	✗	NA	✓
Palatin (NYSE American: PTN)	✓	✗	✗	✗	✗	✓
Lisata (NASDAQ: LSTA)	✓	✗	✗	✗	✗	✓
Precision Peptide (CSE: BPC)	✓	✗	✗	✗	NA	✓

THIS WINDOW IS CLOSING FAST

The Ground Floor of the Peptide Revolution Is Here

\$15.8M

Revenue

43%

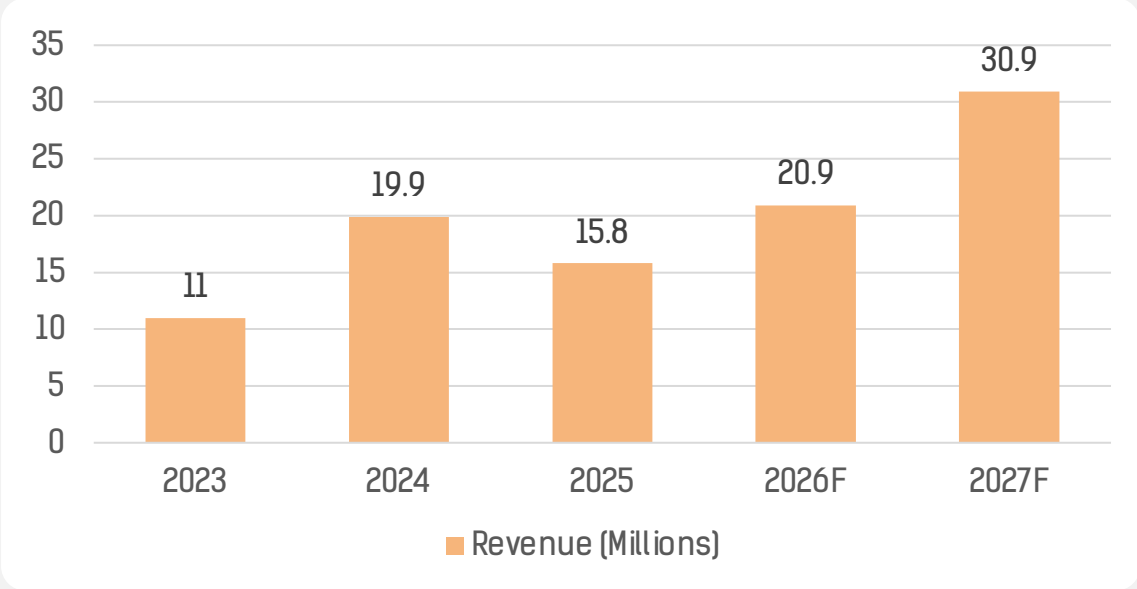
Gross Margins

**Net Income
Positive**

**AI-Powered
Clinical Platform**

STRATEGIC INVESTMENT

Revenue Ramp & Future Catalysts



Use of Proceeds – \$5m Raise

- \$1.0M** AI Platform Upgrades & next-generation personalization engine
- \$2.0M** Marketing & customer acquisition to drive rapid revenue growth
- \$1.0M** Payroll (key hires and leadership team expansion)
- \$1.0M** Working capital & operational scaling

Near-term Catalysts (2026)

- AI Platform Upgrades
- Marketing Growth
- 50-state distribution optimization

2027 Forward

\$30.9M Revenue	48% Margin	\$4.6M Net Income
---------------------------	----------------------	-----------------------------



Philip D'Agostino

Founder

Philip D'Agostino is a technologist and systems engineer who builds platforms at the intersection of healthcare and AI. He left his PhD program in behavioral neuroscience to found Valhalla MSO – hitting \$10M in revenue in the first year. As CEO, he designed and built ImpetusOne – a full-stack telehealth infrastructure connecting patients across the U.S. to physician partners and licensed compounding pharmacies for peptide optimization, hormone health, GLP-1, and regenerative medicine. Where others built telehealth apps, Philip built the operating system for precision wellness.

His background spans pharmacology and AI-driven drug design using AlphaFold and RFdiffusion – giving him both the scientific foundation and the technical range to build what the industry hasn't.

Platform Engineering

AI

Pharmacology

Peptide Science

Healthspan

Systems Architecture



Samantha D'Agostino

Founder & Director

Samantha D'Agostino is an operations and strategic growth executive with experience leading high-performance teams, driving cross-functional growth, and scaling multi-state wellness, longevity, and consumer health operations. Her background also includes financial oversight, margin optimization, and business process implementation across rapidly growing wellness businesses. She brings deep expertise in operations, strategic execution, compliance-minded commercialization, and health platform growth, with particular experience in the commercialization of peptides, GLP-1s, hormone optimization, metabolic medicine, and longevity wellness.

As Chief Commercial Officer of Ironsail Pharma, Samantha leads growth strategy, strategic partnerships, pharmacy commercialization, market expansion, and implementation across a national compounding access platform. She has been instrumental in translating fragmented provider, pharmacy, and wellness market demand into scalable commercial pathways for specialty compounded therapies.

Peptide Commercialization

Commercial Growth Strategy

Strategic Partnerships

Revenue Optimization



Rosanna Paknoush

Founder & Medical Partner

Rosanna is an innovative, multi-state licensed Family Nurse Practitioner and Medical Director specializing in functional medicine, peptide therapy, and medical weight loss. Her practice centers on metabolic health, hormone balance, and longevity-focused care delivered through evidence-based, personalized protocols. In her Medical Director role, she leads the development of science-driven clinical frameworks that prioritize patient safety, efficacy, and regulatory compliance – while championing the integration of AI-driven solutions to enhance clinical decision-making and patient outcomes at scale.

Rosanna holds a Master of Science in Nursing (MSN) from Pace University (2018), is board certified by the American Nurses Credentialing Center (ANCC), and has advanced training in peptide therapy through the American Academy of Anti-Aging Medicine (A4M) and in bioidentical hormone replacement therapy through the BHRT Training Academy.

Functional Medicine

Peptide Therapy

Clinical Leadership

Longevity Medicine



Mazen H. Haddad

CEO

Mazen H. Haddad is a visionary capital markets executive and operator with over 25 years of experience building and scaling companies at pivotal moments of industry disruption. As President of Township Capital LLC since 2005, he has structured and deployed more than \$200M in strategic capital across healthcare, technology, and high-growth sectors, guiding multiple successful liquidity events including Bluetree Wireless Data (\$21M exit), Orthosoft (\$50M exit), and Ludia (\$45M exit delivering an 8x return for early investors). He previously founded and led Elixer Ltd., an international merchant banking firm focused on medical cannabis, where he raised over \$35M and executed several first-to-market achievements across three continents. Currently serving as Chief Strategy Officer at Allorre Healthcare Inc. and Chief Growth Officer at LEAA (US) Inc., Mazen brings deep expertise in capital raising, regulatory navigation, cross-border expansion, and healthcare platform development. With additional work authorization in Canada and the EU, he continues to deliver exceptional value to investors through disciplined execution and strategic growth.

Capital Raising

M&A & Exits

Healthcare Platforms

Regulatory Navigation



Umer Aziz, CPA, FCCA

CFO

Umer Aziz is a CPA and Fellow of the Chartered Certified Accountants (FCCA) with a Master of Management from the University of Windsor and a B.Sc. in Applied Accounting from Oxford Brookes University. He brings deep expertise in mergers and acquisitions (M&A), transaction structuring, financial oversight, and corporate strategy, with a track record of building finance functions and deploying capital across complex, multi-entity platforms. He previously served as Director of Corporate Finance at a \$1.7B assets under management (AUM) firm and held a senior role at Starlight Investments, a leading Canadian real estate investment and asset management firm with \$30B AUM.

Corporate Finance

M&A

Financial Oversight

Capital Deployment



Colin Frost

Director

Colin is a serial entrepreneur and capital markets strategist who bridges the gap between business execution and growth strategy to help companies scale and succeed. As a former CEO of a publicly traded company, he has launched net-new software products through to successful exit and built brands with outsized cultural reach, including an aerodynamics company that earned a spot in the Forza video game franchise. At Experian, a \$52B market cap company, he drove the launch of Experian Boost, recognized by Fast Company as a "World Changing Idea." Colin's edge is in strategy, communications, and high-stakes pitching, and he doesn't just advise companies, he builds them.

Growth Strategy

Brand Building

Product Launches

Business Scaling



Matt Morgan

Director

Matt Morgan is a digital asset strategist and policy advisor specializing in the intersection of cryptocurrency, financial innovation, and public policy. He advises stakeholders on blockchain adoption, regulatory frameworks, and the evolving role of decentralized finance in global markets. Closely connected to the policy orbit of Donald Trump, Morgan provides strategic insight on aligning emerging crypto technologies with economic growth, national competitiveness, and financial sovereignty. He advocates for balanced regulatory frameworks that protect investors while enabling industry expansion. With a background in fintech consulting, blockchain infrastructure, and market analysis, Morgan is a frequent commentator on Bitcoin adoption, stablecoin regulation, and the integration of digital assets into traditional financial systems.

Crypto Strategy

Policy & Regulation

Blockchain

Fintech Innovation



Phil Moore

Director

Phil Moore has over 25 years of finance experience, including 15 years of investment banking experience and has extensive experience in advising oil and gas companies across a broad range of M&A and financial advisory mandates. Previously, Phil was Managing Director of Energy Investment Banking at Paradigm Capital, and Director of Energy Investment Banking at Sprott Securities and BMO Nesbitt Burns. Phil has a Bachelor of Commerce (Finance), from the University of Calgary and is a Chartered Financial Analyst and a member of the Association for Investment Management and Research.

Investment Banking

M&A

Financial Advisory

Capital Markets



Konrad Arciszewski

Director of Operations

Konrad Arciszewski serves as Director of Operations at Valhalla Vitality, where he leads operational execution across telehealth workflows, provider support, customer support, prescription fulfillment, and systems implementation. Having advanced through several leadership roles within the organization, Konrad brings a practical, hands-on understanding of the company's operations, growth needs, and day-to-day execution. With a background in psychology and several years of experience in healthcare administration, he brings a strong people-centered approach to building scalable processes, improving cross-functional coordination, and driving operational consistency across a rapidly evolving healthcare platform. His leadership centers on execution, accountability, team development, and creating systems that support both business growth and patient experience.

Operational Execution

Telehealth Workflows

Team Development

Scalable Systems



Daniel McCarthy

Senior Operations Advisor

Daniel McCarthy is a CEO, Integrator, and value creation executive with 25+ years' experience leading founder-led businesses through growth, professionalization, and ownership transitions. His background combines hands-on P&L leadership across technology and SaaS companies with global strategy consulting at Marakon and L.E.K., underpinned by a Master of Engineering from the University of Cambridge.

As Senior Operations Advisor to Valhalla Vitality, Daniel partners directly with the founders on operational scaling, leadership team design, and founder succession. A Certified Exit Planning Advisor (CEPA®) and EOS Integrator, he has a proven track record of doubling margins, accelerating revenue, and transforming founder-dependent businesses into self-sustaining organizations.

Growth & Scaling

Founder Succession

Systems Thinking

EOS Integration

Leadership Team Design

Value Creation

FINANCIALS

Capital Structure

As of May 1, 2026

Total Outstanding Shares before Financing: **44,696,889**

New Investors (\$5M raise @ \$0.50): **10,000,000**

Total Common Shares (Post-Raise):¹ **54,696,889**

Employee / Advisor Options (10% pool) **5,256,846**

Total Fully Diluted Shares:¹ **59,953,735**

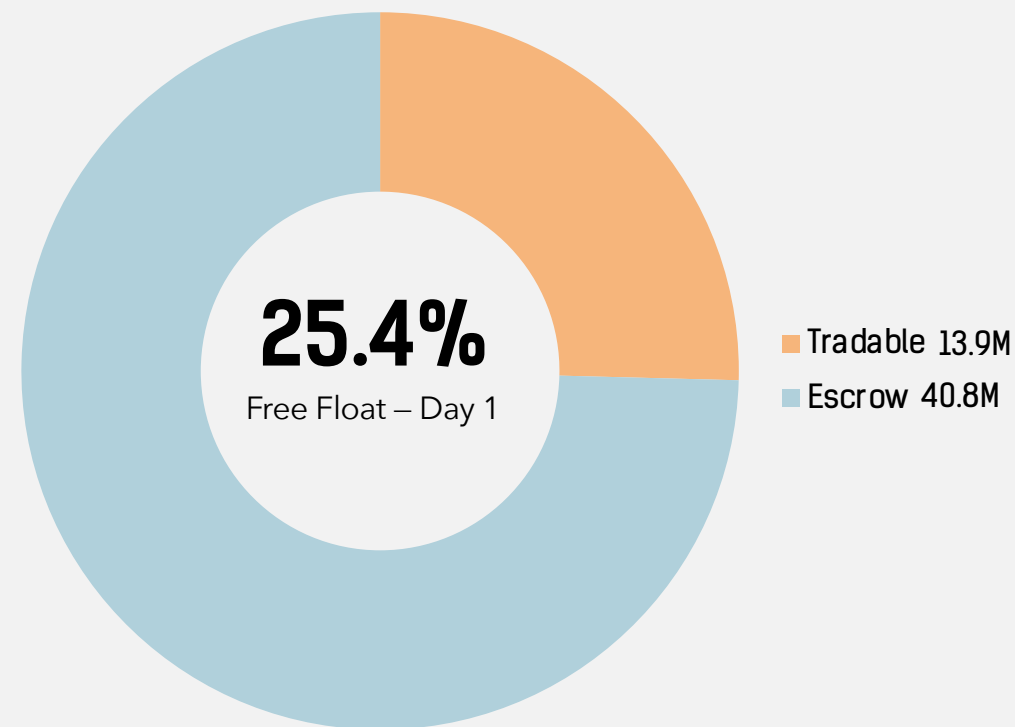
1 - Assumes \$5M raised at \$0.50 per share. All figures in USD.

2 - Of 54.7M total post-RTO shares, only 13.9M (25.3%) are freely tradeable on Day 1. The remaining 40.8M shares (74.7%) are locked via CSE escrow (18-36 month release schedule), statutory hold periods, or performance-based vesting.

Day- 1 Escrow

40.8M shares

74.67% of total post-RTO share base.²



DISCLAIMER

This presentation does not constitute an “offering memorandum” by Antenna (the “Company”) as such term is defined under Canadian securities legislation and confers no statutory, contractual or other similar rights of rescission or other action or remedy to any recipient under securities legislation in Canada, the United States or other jurisdiction for misrepresentation or otherwise. No securities are being offered for sale hereunder. Readers must conduct their own analysis and review of the Company and of the information contained in this presentation and must contact their own professional advisors. This presentation contains “forward-looking information”. Forward-looking information includes, without limitation, statements regarding macroeconomic factors, future demand and supply dynamics for the Company’s investments, valuations, capital and operating expenditures, ability to obtain financing, future currency exchange rates, government regulations, and environmental risks. Similarly, forward-looking information also includes economic analysis of the business of the Company and the results thereof, including, without limitation, cash flow projections, estimated capital and operating costs, and all economic analysis derived from such estimates and forecasts. In general, forward-looking information can be identified by the use of forward-looking terminology such as “plans”, “expects” or “does not expect”, “projects”, “forecasts”, “budget”, “estimates”, “schedule”, “intends”, or variations of such words and phrases or state that certain actions, events or results “may”, “could”, “would”, “might” or “will be taken”, “occur” or “be achieved”. The forward-looking information is based upon factors and assumptions the Company believes are reasonable based on information currently available to them. Forward-looking information is subject to known and unknown risks, uncertainties and other factors that may cause the actual results, level of activity, and performance of the Company to differ from forward-looking information.

There can be no assurance that such information will prove to be accurate as actual results and future events could differ materially from those anticipated in such statements. Accordingly, readers should not place undue reliance on forward-looking information. The Company does not undertake to update any forward-looking information, except as required under applicable securities laws. Financial outlook and future-oriented financial information contained in this presentation about prospective financial performance, financial position or cash flows is based on assumptions about future events, including but not limited to economic conditions and proposed courses of action, based on management’s assessment of the relevant information currently available. Projections included herein contain forward-looking statements and are based on a number of material assumptions and factors set out above. These projections may also be considered to contain future-oriented financial information or a financial outlook. The actual results of the Company’s investments or operations for any period will likely vary from the amounts set forth in these projections, and such variations may be material. See the above for a discussion of the factors that could cause actual results to vary. The future-oriented financial information and financial outlooks contained in this presentation have been approved by management. Readers are cautioned that any such financial outlook and future-oriented financial information contained herein should not be used for purposes other than those for which it is disclosed herein. These materials may contain inaccuracies or typographical errors. The Company shall not be responsible for any errors or omissions contained in these materials and do not guarantee the accuracy, completeness or timeliness of the information contained herein.



INTEGRATED PEPTIDE PLATFORM

Profitable. AI-Powered.
In a \$140B Market That's Accelerating.

CONTACT

e: info@primusscientific.com

APPENDIX A

Pro-Forma P&L



All figures are presented in USD

For the year ended December 31,	2023		2024		2025		2026		2027	
REVENUE										
Revenue - net of chargebacks	\$	10,979,933	\$	19,921,676	\$	15,760,279	\$	20,015,554	\$	30,925,344
TOTAL REVENUE	\$	10,979,933	\$	19,921,676	\$	15,760,279	\$	20,015,554	\$	30,925,344
COST OF GOODS SOLD										
Pharmaceutical cost	\$	5,259,924	\$	9,778,048	\$	8,401,165	\$	10,501,456	\$	14,798,816
Payment processing fees	\$	480,519	\$	1,178,459	\$	686,858	\$	858,573	\$	1,347,775
Chargebacks	\$	11,147	\$	27,759	\$	35,056	\$	43,820	\$	68,788
Shipping	\$	236,663	\$	340,740	\$	170,425	\$	213,031	\$	665,852
TOTAL COST OF GOODS SOLD	\$	5,988,253	\$	11,325,006	\$	9,293,504	\$	11,616,880	\$	16,881,231
GROSS PROFIT	\$	4,991,680	\$	8,596,670	\$	6,466,775	\$	8,398,674	\$	14,044,113
OPERATING EXPENSES										
Payroll & personnel	\$	982,796	\$	2,412,871	\$	1,788,194	\$	2,305,313	\$	3,100,581
Advertising & marketing	\$	1,554,125	\$	2,988,288	\$	1,797,642	\$	2,093,522	\$	3,908,937
Subscription & CRM tools	\$	200,384	\$	241,814	\$	95,858	\$	98,708	\$	95,858
Platform software & licensing	\$	502,380	\$	1,200,000	\$	600,000	\$	700,000	\$	400,000
Professional fees	\$	166,237	\$	175,635	\$	166,940	\$	240,000	\$	240,000
Admin fees	\$	-	\$	-	\$	259,368	\$	784,054	\$	1,546,467
G&A	\$	344,410	\$	262,126	\$	148,442	\$	152,338	\$	152,616
TOTAL OPERATING EXPENSES	\$	3,750,332	\$	7,280,734	\$	4,856,444	\$	6,373,935	\$	9,444,459
NET INCOME	\$	1,241,348	\$	1,315,936	\$	1,610,331	\$	2,024,739	\$	4,599,654